

TOMCO Pneumatic "SLIM-FLOW" QUICK-CONNECT

Tomco "SLIM-FLOW" Quick-Connect Fittings are of exceptionally streamlined configuration for use in restricted area line connections found in instrumentation, system control, or chemical processing systems. Applications include pressure-sensing hookups, panelboard connections, portable instrumentation lines, instrument manifolds, etc., where quick-connect or disconnect feature is essential.

- Simplicity of design
- Available in Brass or 316 Stainless Steel


SERIES 3400	1/4" BASIC SIZE
SERIES 3600	3/8" BASIC SIZE
SERIES 3800	1/2" BASIC SIZE

- Positive roller lock latching mechanism permits 360° swivel action
- One hand required to connect or disconnect
- Viton seals standard. Other materials available. Consult factory
- Smallest possible dimensions with maximum orifice size
- Integral flareless tube port fittings
- Temperature ranges +20°F to 400°F (standard seals)
- Vacuum Data: Connected 29.50 in. Hg
Disconnected Consult factory

FLOW AND PRESSURE DROP


3400 SERIES

Max. operating pressure: 500 psig
Max. connect/disconnect pressure: 250 psig




3600 SERIES

Max. operating pressure: 300 psig
Max. connect/disconnect pressure: 150 psig



3800 SERIES

Max. operating pressure: 200 psig
Max. connect/disconnect pressure: 100 psig



SCFM AIR [80 PSIG INLET PRESSURE]

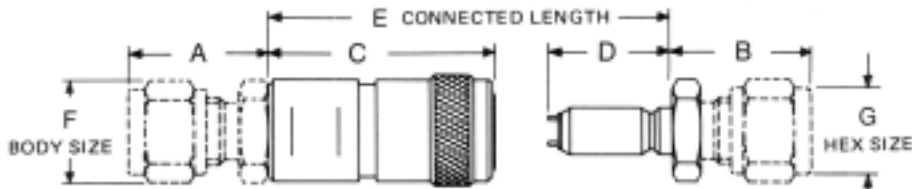
- 1/4 SINGLE END SHUTOFF
- 1/4 DOUBLE END SHUTOFF
- 1/4 NON-VALVED

SCFM AIR [80 PSIG INLET PRESSURE]

- 3/8 SINGLE END SHUTOFF
- 3/8 DOUBLE END SHUTOFF
- 3/8 NON-VALVED

SCFM AIR [80 PSIG INLET PRESSURE]

- 1/2 SINGLE END SHUTOFF
- 1/2 DOUBLE END SHUTOFF
- 1/2 NON-VALVED



	FEMALE PIPE THREAD		MALE PIPE THREAD		FLARELESS TUBE FITTING		BULKHEAD FLARELESS TUBE FITTING		AN FLARED TUBE (MS33656)		BULKHEAD AN FLARED TUBE (MS33657)		C	D	E	F	G							
	SIZE	A	B	SIZE	A	B	SIZE	A	B	SIZE	A	B												
SERIES 3400	1/8	.72	.75	1/8	.56	.56	1/8	.87	.63															
	1/4	.78	.91	1/4	.75	.81	1/4	.94	1.13	1/4	1.35	1.23	1/4	.69	.69	1/4	1.06	.88	1.48	.80	1.50	21/32	9/16	
SERIES 3600	1/4	.96	.96	1/4	.75	.75	1/4	.94	.94															
	3/8	.96	.96	3/8	.75	.75	3/8	1.03	1.03	3/8	1.70	1.70	-	-	-	-	-	-	1.65	.83	1.70	25/32	11/16	
SERIES 3800	3/8	.81	.81	3/8	.81	.81	3/8	1.10	1.10															
	1/2	1.00	1.00	1/2	1.10	1.10	1/2	1.10	1.12	1/2	1.90	1.90	-	-	-	-	-	-	2.30	1.05	2.37	1	7/8	



PLUG



AUTOMATIC COUPLER

FEMALE THREAD	Catalog No.				Catalog No.			
	VALVED		NON-VALVED		VALVED		NON-VALVED	
	BRASS	316-SST	BRASS	316-SST	BRASS	316-SST	BRASS	316-SST
1/8" NPT	3470R3	3472R3	3460R3	3462R3	3450R3	3452R3	3440R3	3442R3
1/4" NPT	3470R4	3472R4	3460R4	3462R4	3450R4	3452R4	3440R4	3442R4
1/4" NPT	3670R3	3672R3	3660R3	3662R3	3650R3	3652R3	3640R3	3642R3
3/8" NPT	3670R4	3672R4	3660R4	3662R4	3650R4	3652R4	3640R4	3642R4
3/8" NPT	3870R3	3872R3	3860R3	3862R3	3850R3	3852R3	3840R3	3842R3

MALE THREAD	Catalog No.				Catalog No.			
	VALVED		NON-VALVED		VALVED		NON-VALVED	
	BRASS	316-SST	BRASS	316-SST	BRASS	316-SST	BRASS	316-SST
1/8" NPT	3470R1	3472R1	3460R1	3462R1	3450R1	3452R1	3440R1	3442R1
1/4" NPT	3470R2	3472R2	3460R2	3462R2	3450R2	3452R2	3440R2	3442R2
1/4" NPT	3670R1	3672R1	3660R1	3662R1	3650R1	3652R1	3640R1	3642R1
3/8" NPT	3670R2	3672R2	3660R2	3662R2	3650R2	3652R2	3640R2	3642R2
3/8" NPT	3870R1	3872R1	3860R1	3862R1	3850R1	3852R1	3840R1	3842R1
1/2" NPT	3870R2	3872R2	3860R2	3862R2	3850R2	3852R2	3840R2	3842R2

FLARELESS TUBE FITTING	VALVED		NON-VALVED		VALVED		NON-VALVED	
	BRASS	316-SST	BRASS	316-SST	BRASS	316-SST	BRASS	316-SST
	1/8" TUBE	3470R5	3472R5	3460R5	3462R5	3450R5	3452R5	3440R5
1/4" TUBE	3470R6	3472R6	3460R6	3462R6	3450R6	3452R6	3440R6	3442R6
1/4" TUBE	3670R5	3672R5	3660R5	3662R5	3650R5	3652R5	3640R5	3642R5
3/8" TUBE	3670R6	3672R6	3660R6	3662R6	3650R6	3652R6	3640R6	3642R6
3/8" TUBE	3870R4	3872R4	3860R4	3862R4	3850R4		3840R4	
1/2" TUBE	3870R5	3872R5	3860R5	3862R5	3850R5	3852R5	3840R5	3842R5

BULKHEAD FLARELESS TUBE FITTING								
1/4" TUBE	3470R7	3472R7	3460R7	3462R7	3450R7	3452R7	3440R7	3442R7
3/8" TUBE	3670R7	3672R7	3660R7	3662R7	3650R7	3652R7	3640R7	3642R7
1/2" TUBE						3852R6		3842R6

AN FLARED TUBE								
1/4" TUBE		3472R9		3462R9	3450R9	3452R9	3440R9	3442R9

BULKHEAD AN FLARED TUBE								
1/4" TUBE				3462R10			3440R10	

DUST AND CAP PLUGS

Tomco dust caps and plugs prevent contamination of disconnected fluid systems. They prevent introduction of dirt, grit, and other contaminants into the system through the "Slim-Flow" component.



DUST CAP



DUST PLUG

SIZE	PART NO.	
	BRASS	316-SST
1/4"	3400 CPC	3400 CPC-316
3/8"	3600 CPC	3600 CPC-316

SIZE	PART NO.	
	BRASS	316-SST
1/4"	3400 CPP	3400 CPP-316
3/8"	3600 CPP	3600 CPP-316
1/2"	3800 CPP	3800 CPP-316